



**government
printing**

Department:
Government Printing Works
REPUBLIC OF SOUTH AFRICA

Government Printing Works

GENERAL UPGRADE OF EXISTING PREMISES

GPW/HQ/2017/02











540 SANITARY SCHEDULE



ISSUED FOR TENDER - T

PREPARED BY



Head Office: 21 West Riding Row, Sherwood, Durban, 4091
Tel: (+27 31) 207 1340, dbn@ldm.co.za
PTA Office: 239 Lange Street, Neuw Muckleneuk Street, Brooklyn,
Pretoria 0180, Tel: (+27 12) 346 8676
JHB Office: Suite 13, 1st Floor, Katherine & West, 114 West Street,
Sandown, 2196, (+27 11) 442 0754





CODE	DESCRIPTION	QUANTITY	IMAGE	NETT PRICE (excl VAT)	Total
SECURITY BOOTH					
LGJP562WH	LIME GREEN COMPACT CLOSE COUPLE SUITE	1		R 1 660,00	R 1 660,00
LGJP303WH	LIME GREEN CLASSIC WALL HUNG BASIN WITH THREE SEMI PUNCHED TAP HOLES 510X440X195MM	1		R 265,00	R 265,00
202147	MAC NEIL PVC BASIN TRAP WHITE 32X40 DB1A	1		R 50,00	R 50,00
LGJPNA951	LIME GREEN NOKA BASIN MIXER CHROME	1		R 755,00	R 755,00
LGJP82000	LIME GREEN 10MM BASIN FIXATIONS	1		R 39,00	R 39,00
LGJP 5188	LIME GREEN ANGLE VALVES 15MMX15MM	3		R 65,00	R 195,00
FEMALE LOCKER ROOM					
LGJP562WH	LIME GREEN COMPACT CLOSE COUPLE SUITE	1		R 1 660,00	R 1 660,00
LGJP303WH	LIME GREEN CLASSIC WALL HUNG BASIN WITH THREE SEMI PUNCHED TAP HOLES 510X440X195MM	1		R 265,00	R 265,00
202147	MAC NEIL PVC BASIN TRAP WHITE 32X40 DB1A	1		R 50,00	R 50,00
LGJPNA951	LIME GREEN NOKA BASIN MIXER CHROME	1		R 755,00	R 755,00

LGJP8Z000	LIME GREEN 10MM BASIN FIXATIONS	1		R 39,00	R 39,00
LGJP 5188	LIME GREEN ANGLE VALVES 15MMX15MM	3		R 65,00	R 195,00



MALE LOCKER ROOM

LGJP562WH	LIME GREEN COMPACT CLOSE COUPLE SUITE	1		R 1 660,00	R 1 660,00
LGJP303WH	LIME GREEN CLASSIC WALL HUNG BASIN WITH THREE SEMI PUNCHED TAP HOLES 510X440X195MM	1		R 265,00	R 265,00
202147	MAC NEIL PVC BASIN TRAP WHITE 32X40 DB1A	1		R 50,00	R 50,00
LGJPNA951	LIME GREEN NOKA BASIN MIXER CHROME	1		R 755,00	R 755,00
LGJP8Z000	LIME GREEN 10MM BASIN FIXATIONS	1		R 39,00	R 39,00
LGJP 5188	LIME GREEN ANGLE VALVES 15MMX15MM	3		R 65,00	R 195,00
















GROUND FLOOR STAFF ABLUTION





LGJP00WH	LIME GREEN ENTICE WALL HUNG PAN WITH SOFT CLOSE SEAT 568X363MM	4		R 3 030,00	R 12 120,00
LGJP2000	LIME GREEN SKATE COSMOPOLITAN WALL PLATE CHROME	4		R 525,00	R 2 100,00
LGJP3001	LIME GREEN UNISET FOR WC WITHOUT SUPPORT FEET 470X1110MM	4		R 1 440,00	R 5 760,00
LGJP800	LIME GREEN 510 SEMI RECESSED BASIN 510X500X160MM	4		R 1 445,00	R 5 780,00

LGJPN951	LIME GREEN BASIN MIXER CHROME	4		R 755,00	R 3 020,00
LGJP303	LIME GREEN SLOTTED BASIN WASTE WITH PLUG	4		R 80,00	R 320,00
LGJP5188	LIME GREEN ANGLE VALVES 15MMX15MM	8		R 65,00	R 520,00
LGJP18CH	LIME GREEN CHROME SQUARE BOTTLE TRAP 32X32MM	4		R 425,00	R 1 700,00
LGJP127WH	LIME GREEN SWEETPEA BACK INLET URINAL INCLUDING 38MM GRATING, SPREADER AND TWO HANGER BRACKETS 310X275X565MM	2		R 2 270,00	R 4 540,00
LGJP301	LIME GREEN METERING STOP TAP INCLUDES SELF-CLOSING NON-HOLD OPEN FLOW CONTROLLER WITH A FLOW CYCLE OF 1-20 SECONDS 80X80MM	2		R 1 595,00	R 3 190,00
GROUND GUEST BATHROOM					
LGJP00WH	LIME GREEN ENTICE WALL HUNG PAN WITH SOFT CLOSE SEAT 568X363MM	3		R 3 030,00	R 9 090,00
LGJP3001	LIME GREEN UNISET FOR WC WITHOUT SUPPORT FEET 470X1110MM	3		R 1 440,00	R 4 320,00
LGJP2000	LIME GREEN SKATE COSMOPOLITAN WALL PLATE CHROME	3		R 525,00	R 1 575,00
LGJP800	LIME GREEN AZALEA 510 SEMI RECESSED BASIN 510X500X160MM	3		R 1 445,00	R 4 335,00
LGJP303	LIME GREEN SLOTTED BASIN WASTE WITH PLUG	3		R 80,00	R 240,00
LGJP5188	LIME GREEN ANGLE VALVES 15MMX15MM	6		R 65,00	R 390,00
LGJP18CH	LIME GREEN CHROME SQUARE BOTTLE TRAP 32X32MM	3		R 425,00	R 1 275,00

LGJP919CH	LIME GREEN SQUARE BASIN MIXER CHROME	3		R 825,00	R 2 475,00
LGJP127WH	LIME GREEN SWEETPEA BACK INLET URINAL INCLUDING 38MM GRATING, SPREADER AND TWO HANGER BRACKETS 310X275X565MM	2		R 2 270,00	R 4 540,00
LGJP301	LIME GREEN METERING STOP TAP INCLUDES SELF-CLOSING NON-HOLD OPEN FLOW CONTROLLER WITH A FLOW CYCLE OF 1-20 SECONDS 80X80MM	2		R 1 595,00	R 3 190,00
DISABLED GUEST WC					
LGJPCWH	LIME GREEN PARAPLEGIC SUITE WITH PURPOSE MADE UREA SEAT AND COVER 750X380X900MM	1		R 4 240,00	R 4 240,00
LGJP5188	LIME GREEN ANGLE VALVES 15MMX15MM	1		R 65,00	R 65,00
LGJP303WH	LIME GREEN CLASSIC WALL HUNG BASIN WITH THREE SEMI PUNCHED TAP HOLES 510X440X195MM	1		R 265,00	R 265,00
LGJP8Z000	LIME GREEN 10MM BASIN FIXATIONS	1		R 39,00	R 39,00
LGJP21B	LIME GREEN MEDICAL ELBOW ACTION HOT AND COLD WATER MIXER	1		R 1 300,00	R 1 300,00
LGJP/40	LIME GREEN BOTTLE TRAP 75MM DEEP RESEAL ADJUSTABLE TELESCOPIC PIPE, AND 40MM OUTLET	1		R 435,00	R 435,00
LGJP303	LIME GREEN SLOTTED BASIN WASTE WITH PLUG	1		R 80,00	R 80,00
LGJP 5188	LIME GREEN ANGLE VALVES 15MMX15MM	2		R 65,00	R 130,00
LGJP0Z000	LIME GREEN PARAPLEGIC RAIL 750X250X32MM	1		R 775,00	R 775,00
LGJP9Z000	LIME GREEN SIDE WALL GRAB RAIL	1		R 902,00	R 902,00
EXECUTIVE BATHROOM CEO WC					
LGJP00WH	LIME GREEN ENTICE WALL HUNG PAN WITH SOFT CLOSE SEAT 568X363MM	1		R 3 030,00	R 3 030,00
LGJP3001	LIME GREEN UNISSET FOR WC WITHOUT SUPPORT FEET 470X1110MM	1		R 1 440,00	R 1 440,00

LGJP2000	GROHE-SKATE COSMOPOLITAN WALL PLATE CHROME	1		R 525,00	R 525,00
LGJP6601WH	LIME GREEN MIDI WEAVER COUNTERTOP BASIN 450X350X130MM	1		R 1 085,00	R 1 085,00
LGJP82000	LIME 10MM BASIN FIXATIONS	1		R 39,00	R 39,00
LGJP919CH	LIME GREEN SQUARE BASIN MIXER CHROME	1		R 825,00	R 825,00
LGJP302-32	LIME GREEN SLOTTED BASIN CLICKER WASTE	1		R 150,00	R 150,00
LGJP/40	LIME GREEN BOTTLE TRAP 75MM DEEP RESEAL ADJUSTABLE TELESCOPIC PIPE, AND 40MM OUTLET	1		R 435,00	R 435,00
LGJP 5188	LIME GREEN ANGLE VALVES 15MMX15MM	2		R 65,00	R 130,00
FEMALE ABLUTION LEVEL 1-5					
LGJP00WH	LIME GREEN ENTICE WALL HUNG PAN WITH SOFT CLOSE SEAT 568X363MM	20		R 3 030,00	R 60 600,00
LGJP3001	LIME GREEN UNISSET FOR WC WITHOUT SUPPORT FEET 470X1110MM	20		R 1 440,00	R 28 800,00
LGJP2000	LIME GREEN SKATE COSMOPOLITAN WALL PLATE CHROME	20		R 525,00	R 10 500,00
LGJP800	LIME GREEN 510 SEMI RECESSED BASIN 510X500X160MM	15		R 1 445,00	R 21 675,00
LGJP919CH	LIME GREEN SQUARE BASIN MIXER CHROME	15		R 825,00	R 12 375,00
LGJP303	LIME GREEN SLOTTED BASIN WASTE WITH PLUG	15		R 80,00	R 1 200,00
LGJP 5188	LIME GREEN ANGLE VALVES 15MMX15MM	30		R 65,00	R 1 950,00
LGJP18CH	LIME GREEN CHROME SQUARE BOTTLE TRAP 32X32MM	15		R 425,00	R 6 375,00
MALE ABLUTION LEVEL 1-5					

LGJP00WH	LIME GREEN ENTICE WALL HUNG PAN WITH SOFT CLOSE SEAT 568X363MM	20		R 3 030,00	R 60 600,00
LGJP3001	LIME GREEN UNISET FOR WC WITHOUT SUPPORT FEET 470X1110MM	20		R 1 440,00	R 28 800,00
LGJP2000	LIME GREEN SKATE COSMOPOLITAN WALL PLATE CHROME	20		R 525,00	R 10 500,00
LGJP800	LIME GREEN 510 SEMI RECESSED BASIN 510X500X160MM	15		R 1 445,00	R 21 675,00
LGJP919CH	LIME GREEN SQUARE BASIN MIXER CHROME	15		R 825,00	R 12 375,00
LGJP127WH	LIME GREEN SWEETPEA BACK INLET URINAL INCLUDING 38MM GRATING, SPREADER AND TWO HANGER BRACKETS 310X275X565MM	15		R 2 270,00	R 34 050,00
LGJP301	LIME GREEN METERING STOP TAP INCLUDES SELF-CLOSING NON-HOLD OPEN FLOW CONTROLLER WITH A FLOW CYCLE OF 1-20 SECONDS 80X80MM	15		R 1 595,00	R 23 925,00
LGJP303	LIME GREEN SLOTTED BASIN WASTE WITH PLUG	15		R 80,00	R 1 200,00
LGJP 5188	LIME GREEN BENKISER ANGLE VALVES 15MMX15MM	30		R 65,00	R 1 950,00
LGJP18CH	LIME GREEN CHROME SQUARE BOTTLE TRAP 32X32MM	15		R 425,00	R 6 375,00
LGJP228	LIME GREEN URINAL DIVISION COMPLETE WITH FIXING SCREW AND HANGER BRACKET 140X310X610MM	14		R 810,00	R 11 340,00
KITCHEN AND PAUSE ROOM					
LGJP0030	LIME GREEN SINGLE BOWL INCLUDES WASTE	11		R 742,00	R4 452,00
LGJP0021	LIME GREEN PL SINGLE LIVER	11		R 465,00	R5 115,00
LGJP5188	LIME GREEN ANGLE VALVES	22		R 69,00	R1 518,00
COFFEE STATION					
LGJP0008	LIME GREEN P1 PLUMBING KIT	11		R 124,00	R1 364,00

LGJP0012	LIME GREEN PREP BOWL	5		R 930,00	R 4 650,00
LGJP0021	LIME GREEN PL SINGLE LIVER	5		R 465,00	R2 325,00
LGJP0008	LIME GREEN P1 PLUMBING KIT	5		R 124,00	R620,00
LGJP5188	LIME GREEN ANGLE VALVES	10		R 69,00	R690,00